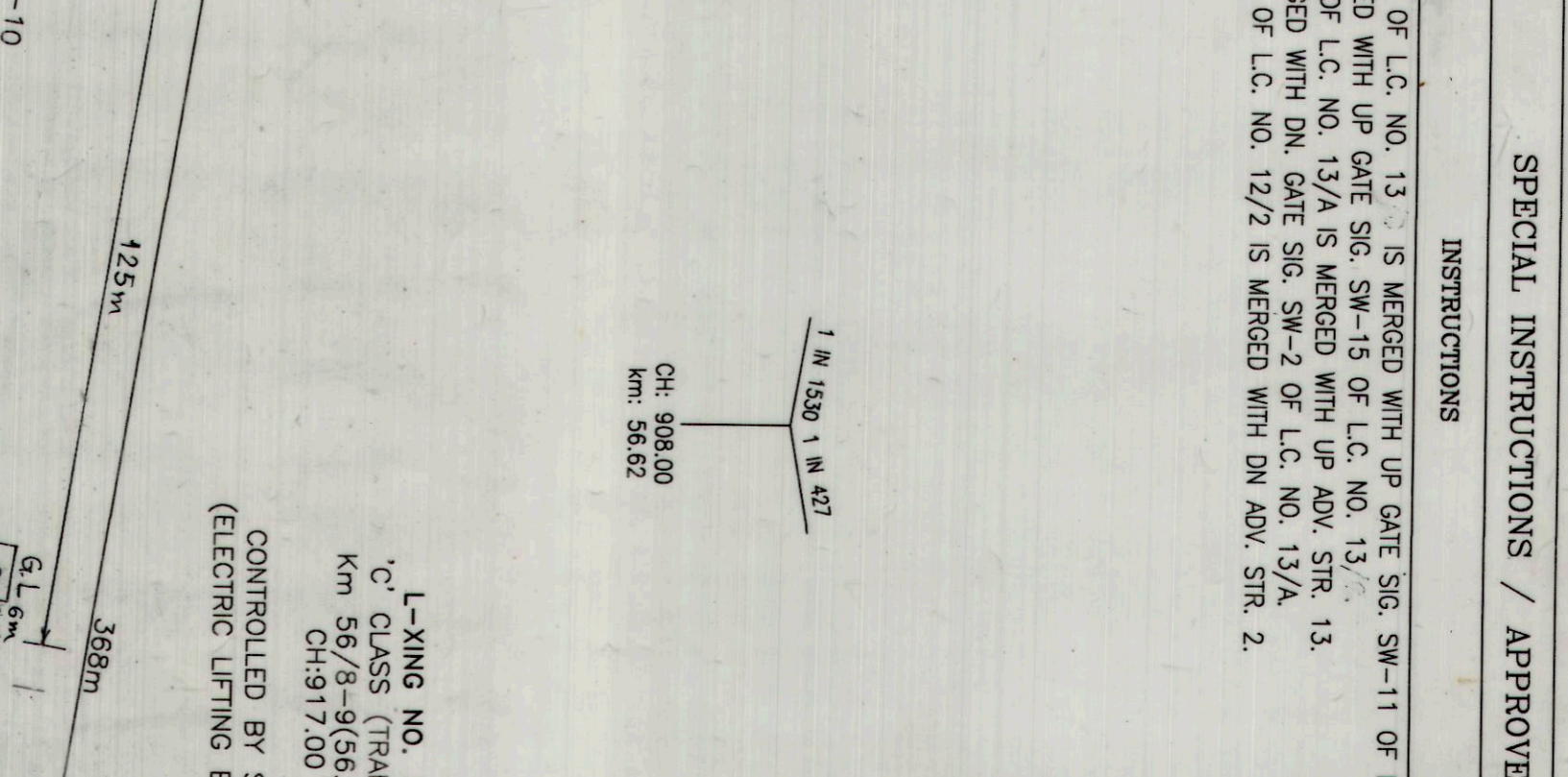
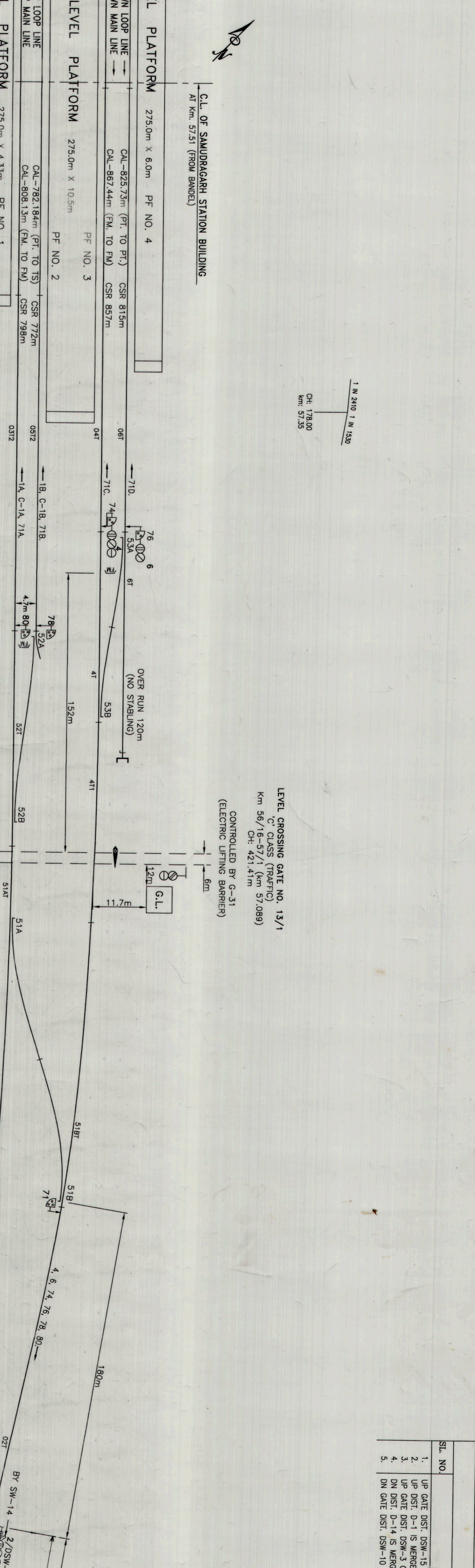

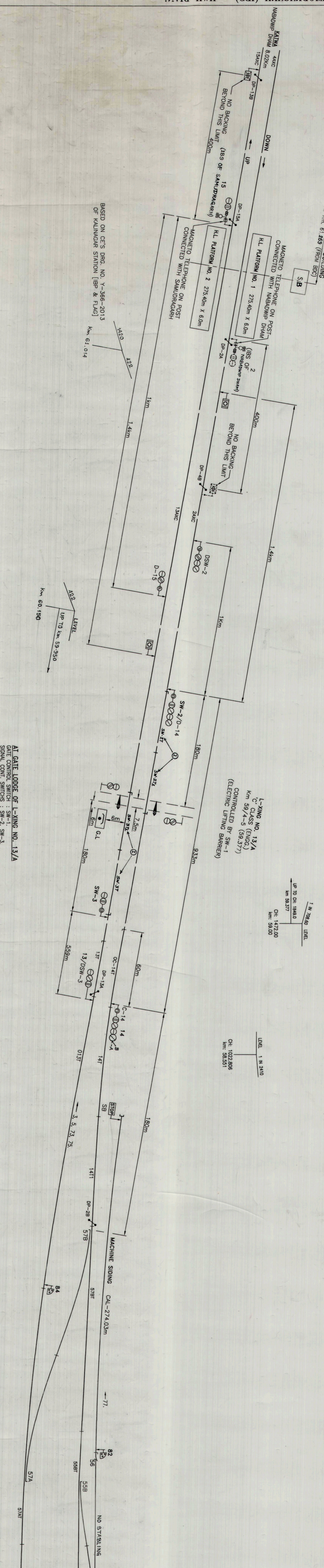


C.L. OF KALINDIA STATION BUILDING
AT Km. 07.283 (FROM BGS) 7



NOTE:
1. BASED ON CES DRC NO. D-251-2014 (C/O/COW'S DRC NO. 225-2014)
2. BASED ON CES DRC NO. D-246-2014 (C/O/COW'S DRC NO. 100-2014)
3. DEAD APPROACH LANDING OF THINGS: 120 SEC. PROVIDED IN BOTH DIRECTION.

NOTE:
1. BASED ON CES DRC NO. D-246-2014 (C/O/COW'S DRC NO. 100-2014)
2. BASED ON CES DRC NO. D-251-2014 (C/O/COW'S DRC NO. 225-2014)
3. DEAD APPROACH LANDING OF THINGS: 120 SEC. PROVIDED IN BOTH DIRECTION.

NOTE:
1. BASED ON CES DRC NO. D-246-2014 (C/O/COW'S DRC NO. 100-2014)
2. BASED ON CES DRC NO. D-251-2014 (C/O/COW'S DRC NO. 225-2014)
3. DEAD APPROACH LANDING OF THINGS: 120 SEC. PROVIDED IN BOTH DIRECTION.

NOTE:
1. BASED ON CES DRC NO. D-246-2014 (C/O/COW'S DRC NO. 100-2014)
2. BASED ON CES DRC NO. D-251-2014 (C/O/COW'S DRC NO. 225-2014)
3. DEAD APPROACH LANDING OF THINGS: 120 SEC. PROVIDED IN BOTH DIRECTION.

ASPECT SEQUENCE CHART

ASPECT	SEQUENCE
15	D-15
11/1	SW-3
3	SW-15
1	SW-14
1	SW-11
2	SW-2
4	SW-10
5	SW-10

CRANK HANDLES AT PANEL CABIN

CRANK HANDLE	FOR POINT(S)
CH1	51
CH2	52
CH3	53
CH4	54
CH5	55
CH6	56
CH7	57

AT GATE LODGE OF L-13/A

ASPECT	SEQUENCE
1	SW-1
2	SW-2
3	SW-3

SPECIAL INSTRUCTIONS / APPROVED

1. UP DATE DEST 15M-15 OF L.C. NO. 13 IS MERGED WITH UP DATE SCS SW-11 OF L.C. NO. 13
 2. UP DATE DEST 15M-3 OF L.C. NO. 13/A IS MERGED WITH UP DATE SCS SW-2 OF L.C. NO. 13/A
 3. DN DATE DEST 15M-10 OF L.C. NO. 12/2 IS MERGED WITH DN DATE SCS SW-2 OF L.C. NO. 13/A

INSTRUCTIONS

1. UP DATE DEST 15M-15 OF L.C. NO. 13 IS MERGED WITH UP DATE SCS SW-11 OF L.C. NO. 13
 2. UP DATE DEST 15M-3 OF L.C. NO. 13/A IS MERGED WITH UP DATE SCS SW-2 OF L.C. NO. 13/A
 3. DN DATE DEST 15M-10 OF L.C. NO. 12/2 IS MERGED WITH DN DATE SCS SW-2 OF L.C. NO. 13/A

APPROVED

DATE: _____

BY: _____

FOR: _____

DATE: _____