ALT. OR AMD	T. No. S.I.	D.C. No. S.I.	DESCRIPTION	REFERENCE	CHECKED SE(D&G)	ASTE/W/DRG	SSTE/W/DRG	DY. CSTE/W	APPVD. F. CSTE	COMP	CRS'S SANCN. No & DT.
I			BPAC PROVIDED ON UP DIRECTION WITH PUNDOOAH.	TO SUIT S.P NO. S.I-07734/22.							
II			DISMANTLING OF GOODS SHED SIDING TO SUIT C.E'S DRAWING. NO.-Y-220-2006.	CSTE'S ORDER VIDE PN-21 OF F. NO. SG-115/2/25/ KHN DT. 25/8/06 & SR. DSTE/HWH'S L.NO.SDSTE-DRG-GNL DT. 24.06.06.							
III			L.C. GATE No. 14 A/C/E AT Km. 55/29-56/1 SHOWN F INTERLOCKED. TO SUIT C.E'S DRG-No. Y-220-2006.	DY. CSTE/W/II/HWH'S LETTER No. SGW. 272/HWH/DRG DT. 11.9.07. AND 22-07-08 & 02-09-08							
IV			L.C. GATE NO.-14 B UPGRADED TO 'SPL' CLASS TO SUIT CE'S DRG. NO.-D-640-2010.	CSTE'S ORDER VIDE PN-191 OF FILE NO.-SG-141/2, DT.-11.10.10 AND SR. DSTE/HWH'S L. NO.-SDSTE-DRG-GNL DT.-8.10.10.	SSE/D	ASTE/D&D	SSTE/W	DY. CSTE/W	CSTE		
V.			BPAC PROVIDED ON BOTH DIRECTION WITH TALANDU & DN. DIRECTION WITH PUNDOOAH	VIDE DY. CSTE/W/HWH'S LETTER No. SGW 272/DRG/HWH Dt. 22.12.2011.					APPVD. CSTE/F.CSTE	COMP	CRS'S SANCN. No & DT.
VI			MOTOR OPERATED LIFTING BARRIER PROVIDED AT L.C.GATE No. 14(SPL)		SSE/D	ASTE/D&D	SSTE/W/HQ	DY.CSTE/W/HQ	F.CSTE		
VII			UP MAIN LINE 1 SHOWN. 2.RELATED SIGNALLING ARRANGEMENTS ARE MODIFIED.	TO SUIT CE'S DRG. NO. Y-51-2017 OF KHANYAN (PHASE-2) AS PER CSTE'S ORDER.							
1.			DN. DIST. SIGNAL OF KHN. IS MERGED WITH DN. GATE SIG. No. SW-2 OF L.C. GATE No-14 A/C/E.	G.R. 3-07(7)	CRS/E.G.						

Sl. No.	INSTRUCTION	AUTHORITY	ISSUED BY	DATE	REMARKS.
	SPECIAL INSTRUCTION/APPROVED SPECIAL INSTRUCTION.				

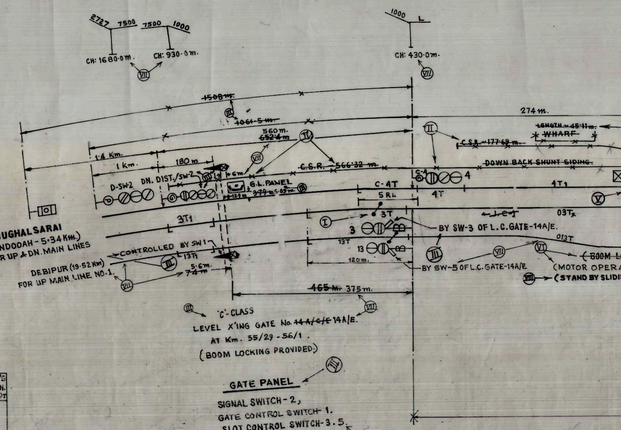

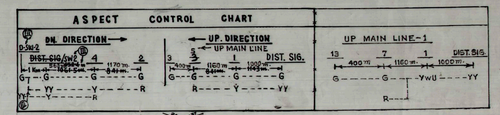

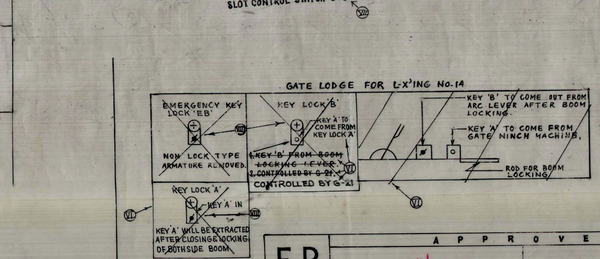

PANEL CABIN

MAIN SIGNAL BUTTONS: 1. 2. 3. 4. 5. 7. 13
CALLING-ON-SIGNAL BUTTONS: G-1. G-4
KEY LOCK POINT BUTTON: ..... P-11. P-12.
GATE CONTROL BUTTON: ..... G-21.
POINT CONTROL BUTTON - - - - - - - 51.
CRANK HANDLE CONTROL BUTTON - - - CH-1 (FOR POINT 51)

KEY LOCK
FOR PT. No. P-11 — FOR PT. No. P-12.

NOTE :-

1. ABSOLUTE BLOCK SYSTEM OF WORKING WITH PUNDOOAH & TALANDU.
2. DOUBLE LINE BLOCK INSTRUMENTS MSW TYPE CONNECTED WITH PUNDOOAH & TALANDU & LOCATED AT PANEL CABIN. ALSO DEBIPUR FOR UP MAIN LINE 1.
3. CONTROL TELEPHONE PROVIDED AT PANEL CABIN.
4. MAGNETO TELEPHONE CONNECTED WITH PANEL CABIN AND GATE LODGE NO. 14 A/E
5. 'SPL' TRIPLE POLE LAMP PROVIDED WITH ALL SIGNALS.
6. ANGLES OF CROSS OVER ARE 1 IN 8½ — 12.
7. BPAC PROVIDED ON UP DIRECTION WITH PUNDOOAH & INTERLOCKED WITH DLBI INSTRUMENT LOCATED AT PANEL CABIN & CONNECTED WITH PUNDOOAH & TALANDU.
8. THE MINIMUM DISTANCE BETWEEN TRACK DEVICE OF AXLE COUNTER AND INSULATION JOINT OF TRACK CIRCUIT IN THE DIRECTION OF TRAIN MOVEMENT SHALL BE AS PER PARA No. 17.43.5 OF S & M. (PART-3). IT SHALL ALSO BE 19.5 M. FROM THE BJ/GJ OF THE OTHER END.
9. L.C. 14A/E & 14B/E HELD ELECTRICALLY FOR UP DIRECTION.
10. KEY LOCK, EMERGENCY KEY LOCK & BOOM LOCKING ARRANGEMENT OF LIFTING BARRIER TYPE LC GATE NO 14A/E PROVIDED AS PER DRG. NO. S.I. 06678.
11. MOTOR OPERATED LIFTING BARRIER PROVIDED AT L.C. GATE No. 14 (SPL) & STAND BY SLIDING BARRIER PROVIDED AT L.C. GATE NO. 14 'SPL' CLASS AS PER E. RLY. LATEST TYPICAL DRAWING.

VIII	DESCRIPTION	REFERENCE	SSE/D	ASTE/W/DRG	SSTE/W/DRG	DY. CSTE/W	F. CSTE APPVD	COM.	CRS. SANCN. No & DATE.
	1. STAND BY SLIDING BARRIER PROVIDED AT L.C. GATE NO. 14 'SPL' CLASS. 2. NOTE NO. 10 MODIFIED.	AS PER INSTRUCTION ON NP-226 OF FILE NO. SG.141/2/VOL III AND DIVISIONAL APPROVED SIP RECEIVED VIDE SR. DSTE/HWH'S L. NO. SDSTE-DRG-KHN DT. 17-07-2017.							

E.R. HWH. DIVIN.	APPROVED	CHECKED	DRAWN.
	f CHIEF SIGNAL & TELECOM. ENGINEER/E.R. DATE:-	f CHIEF SIGNAL & TELECOM. ENGINEER/PRO DATE:-	SSTE/W/DRG. ASTE/W/DRG SE(D)/PROJECT JE-II (DRG)

APPROVED BY DRM(S&T) HWH.

CRS'S SANCTION No. & DATE.

SCALE
LONGITUDINAL - 1 cm. = 24 m.
TRANSVERSE - 1 cm. = 6 m.

PANEL SIGNALLING PLAN

STD. III 'B' CLASS, M.A.C.L.

KHANYAN खनियान

DRG. No. SI. 07534/21

BASED ON S.P. No. S.I. 6240/21 UP TO ALT.-II AND TO SUIT C.E'S DRG. No.- Y-645-70.

REPLACEMENT OF GROUND GEARS WITH CENTRALISED OPERATION OF PANEL VIDE G.R. ITEM No. 303 OF 2002-03.